

ExCellerate™ Media

for Immune Cell Therapy Manufacturing

ExCellerate Media are specifically designed to support the commercial expansion of immune cell therapeutics. With optimized formulations for T cells and NK cells, these rich, serum-free, and xeno-free base media maximize cell growth and population purity while reducing the need for additional serum replacements.

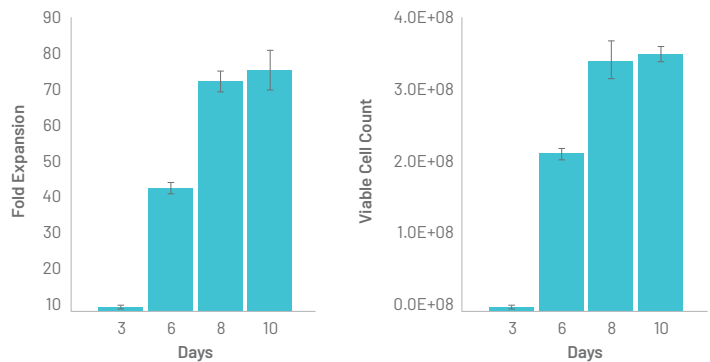
Benefits of ExCellerate Media

- Optimized composition and nutrients for immune cell expansion
- No human serum or serum replacement needed
- Free of non-human animal components (xeno-free)
- Supported by quality and regulatory documentation
- Performance optimized for use with R&D Systems™ GMP Cytokines
- GMP-grade (*in development*) have same formulation and verified equivalent performance

ExCellerate T Cell Expansion Media, Xeno-free

Media for the accelerated *ex vivo* expansion and culture of CD4⁺ and CD8⁺ human T cells under serum-free and xeno-free conditions.

- Robust expansion of CD4⁺ and CD8⁺ T cells
- Does not require addition of serum replacements
- Compatible with a variety of T cell activation methods
- Supports T cell expansion from PBMCs or purified CD3⁺ cells
- Maintains a high population of naïve-like memory cells

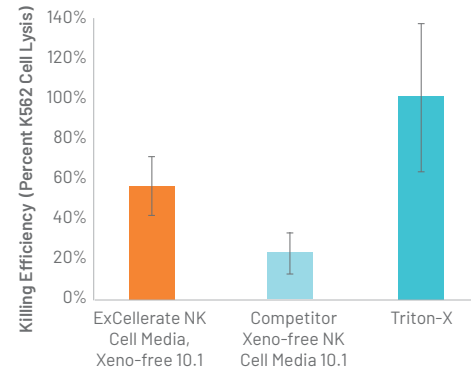
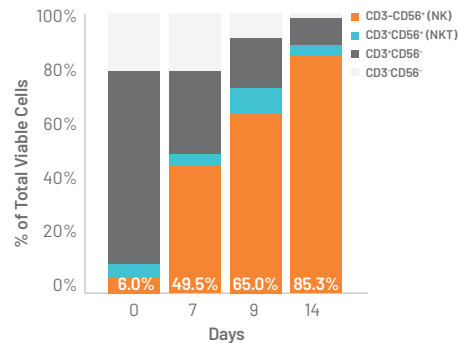
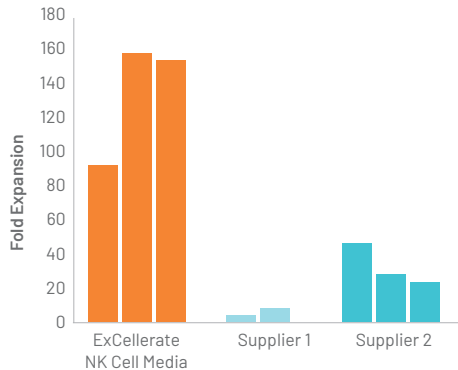


Robust T Cell Expansion. Purified CD3⁺ human T cells were seeded (0.5×10^6 cells/well) into G-Rex6M and cultured using ExCellerate T Cell Expansion Medium with GMP IL-7 and GMP IL-15. Fold expansion (left) and cell yield (right) were measured at Day 3, 6, 8, and 10.

ExCellerate NK Cell Expansion Media, Xeno-free

Media for the robust *ex vivo* expansion of CD3⁺CD56⁺ human Natural Killer cells under xeno-free conditions.

- Robust growth without additional human serum supplementation
- Compatible with a variety of NK cell activation methods
- Supports NK cell expansion from PBMCs or purified CD3⁺ cells



Robust NK Cell Expansion. ExCellerate NK Cell Expansion Media resulted in higher fold expansion compared to other commercial NK cell media suppliers after 14 days in culture. Human NK cells (from 3 donors) expanded from human PBMCs using ExCellerate NK Cell Expansion Media or NK Media from alternate suppliers (Supplier 1, Supplier 2), supplemented with IL-2, IL-12, IL-18, and IL-21.

High NK Cell Purity. Human NK cells show 85.3% purity (CD3⁺CD56⁺ cells) after 14 days in culture. NK cells were expanded from human PBMCs using ExCellerate NK Cell Expansion Media and Bio-Techne cytokines (IL-2, IL-12, IL-18, and IL-21).

Increased Killing Efficiency. Human NK cells cultured using ExCellerate NK Cell Expansion Media show higher K562 killing efficiency compared to another NK cell media commercial supplier. Killing assay was performed on NK cells harvested at 14 days of culture. Triton-X was used as a positive control.

ExCellerate Media Available

Product	Grade	Catalog #	Amount	Xeno-free	Phenol Red
ExCellerate T Cell Expansion Media	Research-grade	CCM030	500 mL	Yes	Yes
	GMP-grade	In Development	1 L	Yes	No
ExCellerate NK Cell Expansion Media	Research-grade	CCM032	500 mL	Yes	Yes
	GMP-grade	In Development	1 L	Yes	No

scaleready.com

Contact us: info@scaleready.com

ScaleReady is a Joint Venture formed by Bio-Techne, Fresenius Kabi, and Wilson Wolf. Combining selected offerings from the three partners, the ScaleReady manufacturing platform combines tools and technologies for cell culture, cell activation and expansion, gene editing, and cell processing.

©2022 ScaleReady. All products are for research use or manufacturing purposes only. Trademarks and registered trademarks are the property of ScaleReady or parent companies unless otherwise specified.

biotechne®

FRESENIUS
KABI

WILSONWOLF®

ScaleReady